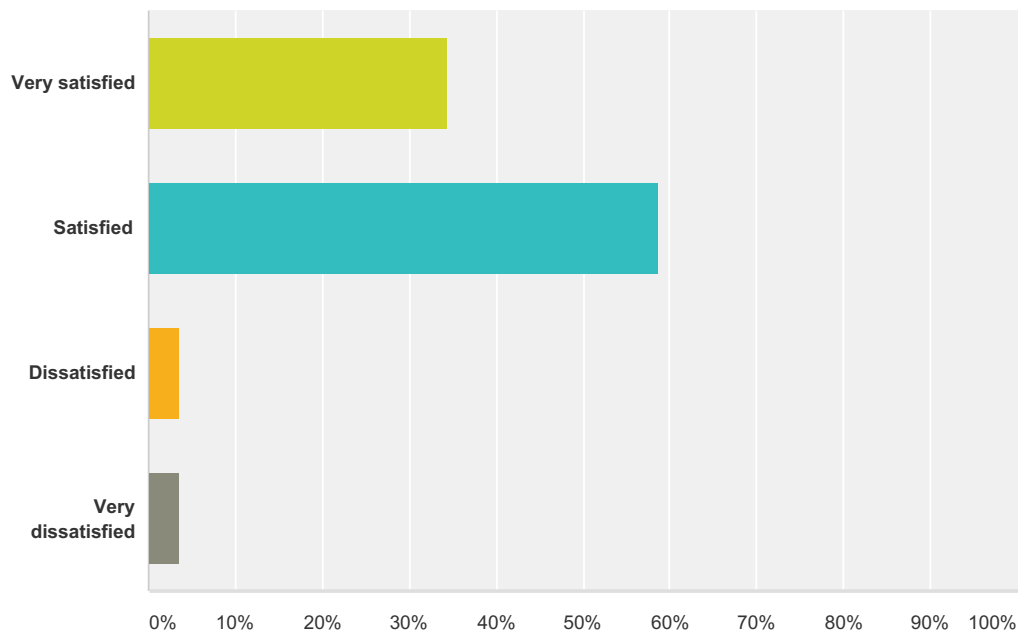


# Exeter and Teignbridge joint homelessness strategy

consultation response 12 Feb to 28 Mar 2016

## Q1 How satisfied are you with the format of the document?

Answered: 29 Skipped: 0

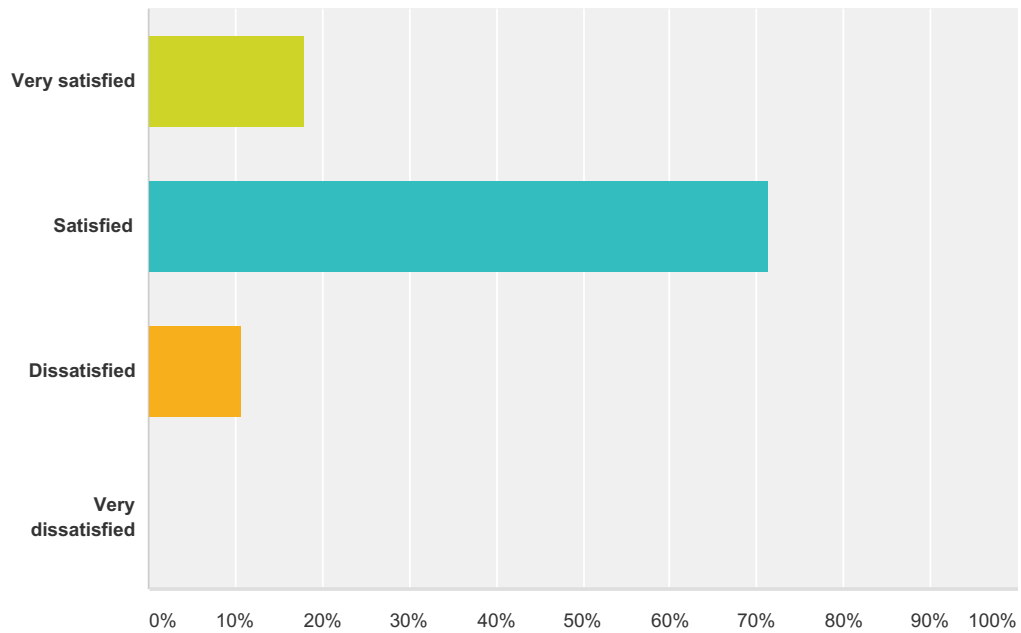


Answer Choices	Responses	
Very satisfied	34.48%	10
Satisfied	58.62%	17
Dissatisfied	3.45%	1
Very dissatisfied	3.45%	1
<b>Total</b>		<b>29</b>

Satisfied, or very satisfied: 93%

## Q2 How satisfied are you with topics raised in Section 2: Overview?

Answered: 28 Skipped: 1

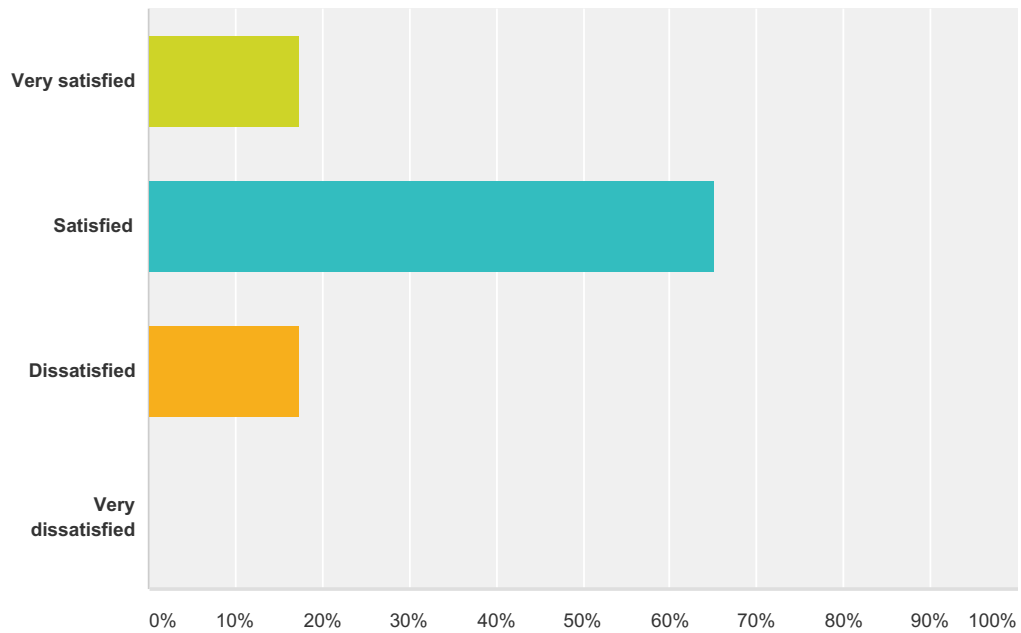


Answer Choices	Responses	Count
Very satisfied	17.86%	5
Satisfied	71.43%	20
Dissatisfied	10.71%	3
Very dissatisfied	0.00%	0
<b>Total</b>		<b>28</b>

Satisfied, or very satisfied: 89%

### Q3 How satisfied are you with topics and actions raised in Section 3: Place to live?

Answered: 23 Skipped: 6

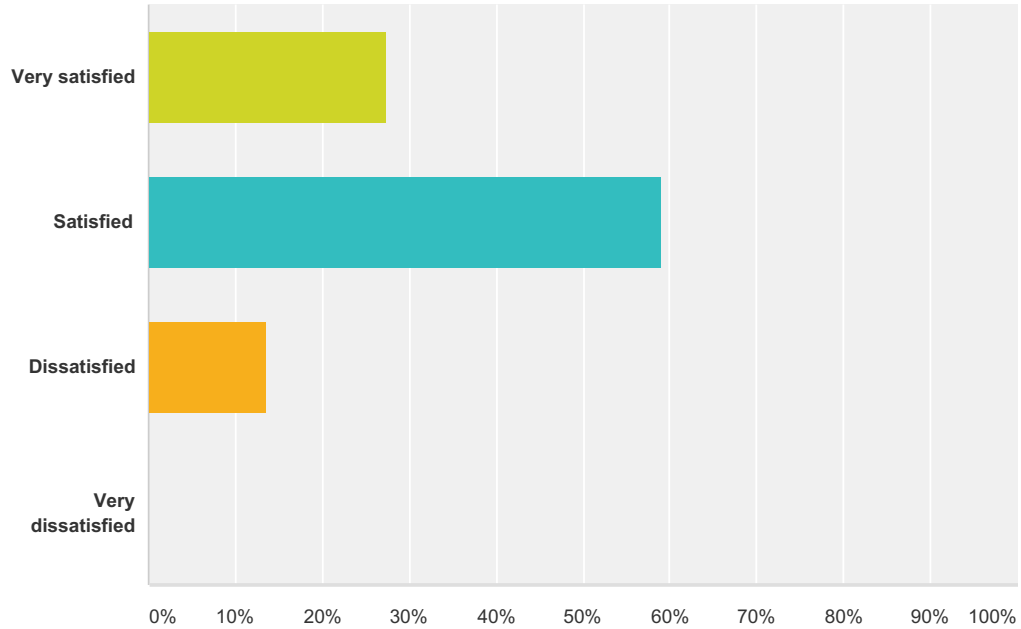


Answer Choices	Responses	Count
Very satisfied	17.39%	4
Satisfied	65.22%	15
Dissatisfied	17.39%	4
Very dissatisfied	0.00%	0
<b>Total</b>		<b>23</b>

Satisfied, or very satisfied: 83%

### Q4 How satisfied are you with topics and actions raised in Section 4: Access to services?

Answered: 22 Skipped: 7

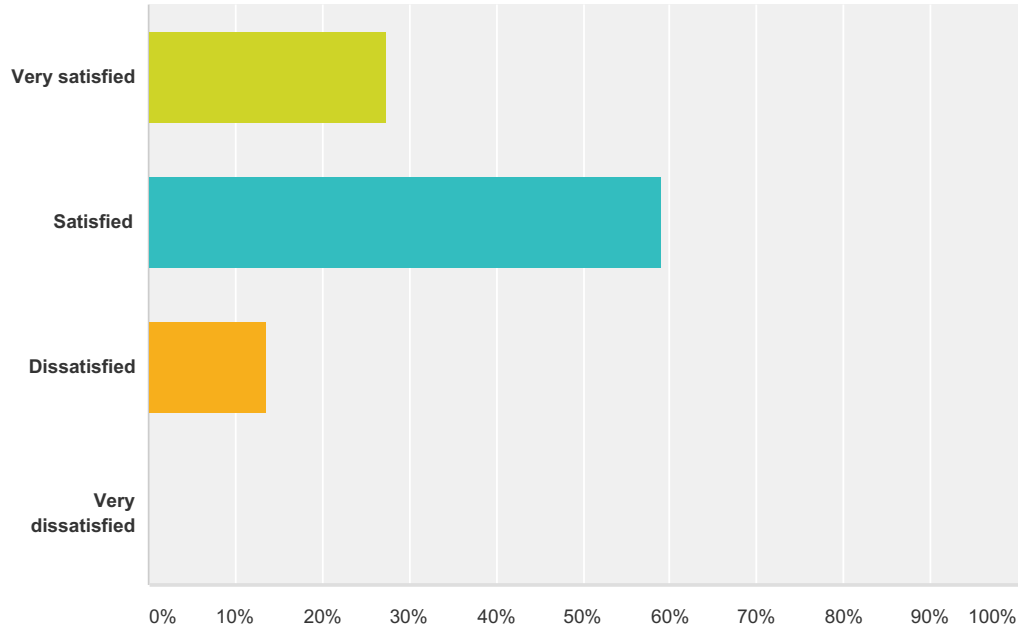


Answer Choices	Responses	
Very satisfied	27.27%	6
Satisfied	59.09%	13
Dissatisfied	13.64%	3
Very dissatisfied	0.00%	0
<b>Total</b>		<b>22</b>

Satisfied, or very satisfied: 86%

### Q5 How satisfied are you with topics and actions raised in Section 5: Health and protection?

Answered: 22 Skipped: 7

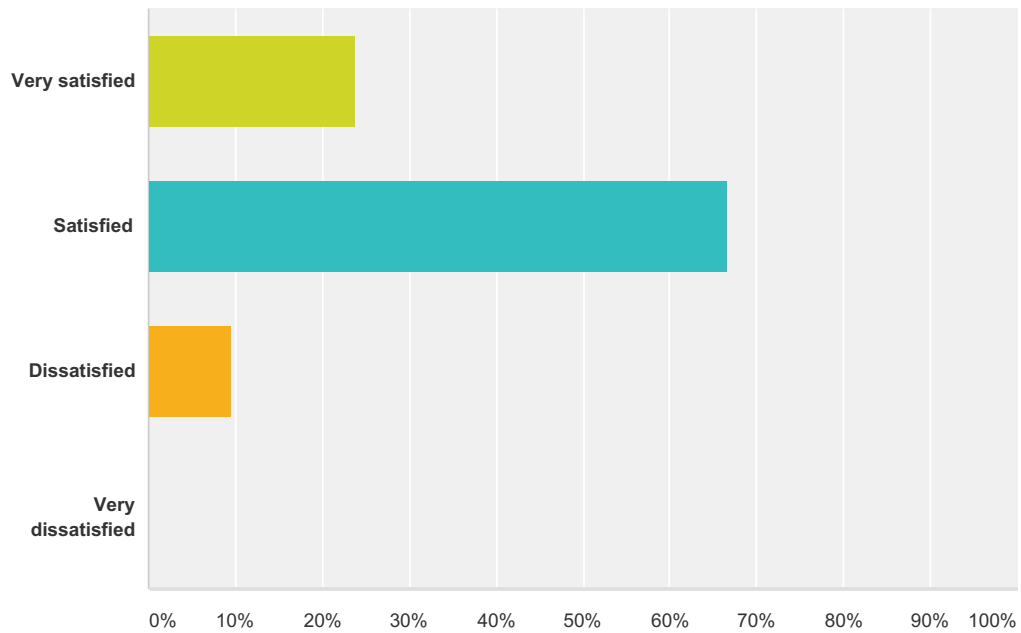


Answer Choices	Responses
Very satisfied	27.27% 6
Satisfied	59.09% 13
Dissatisfied	13.64% 3
Very dissatisfied	0.00% 0
<b>Total</b>	<b>22</b>

Satisfied, or very satisfied: 86%

### Q6 How satisfied are you with topics and actions raised in Section 6: Money matters?

Answered: 21 Skipped: 8

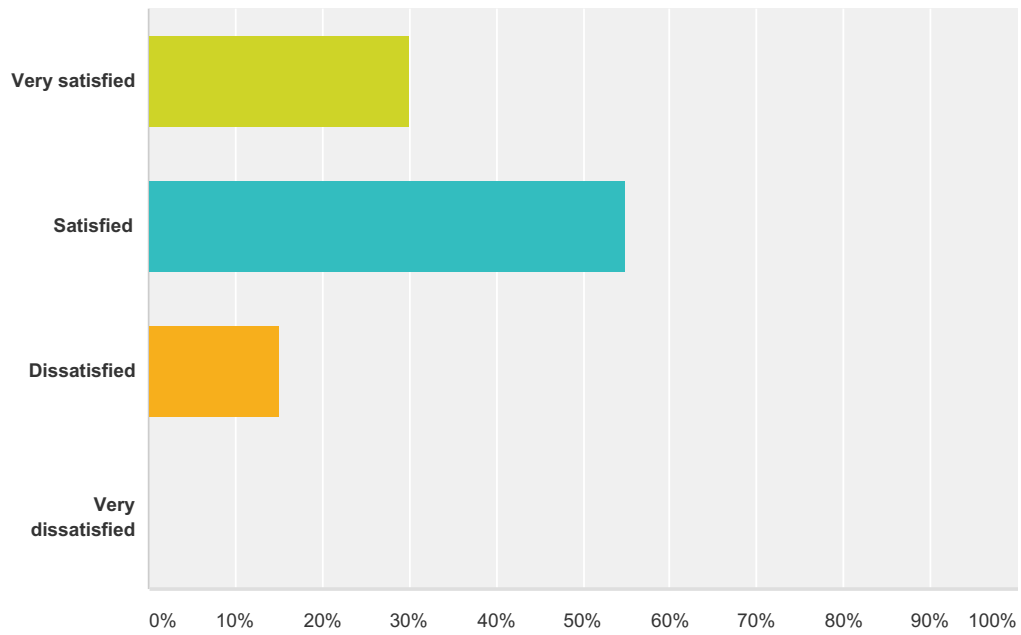


Answer Choices	Responses	Count
Very satisfied	23.81%	5
Satisfied	66.67%	14
Dissatisfied	9.52%	2
Very dissatisfied	0.00%	0
<b>Total</b>		<b>21</b>

Satisfied, or very satisfied: 90%

### Q7 How satisfied are you with topics raised in Section 7: Ownership and governance?

Answered: 20 Skipped: 9

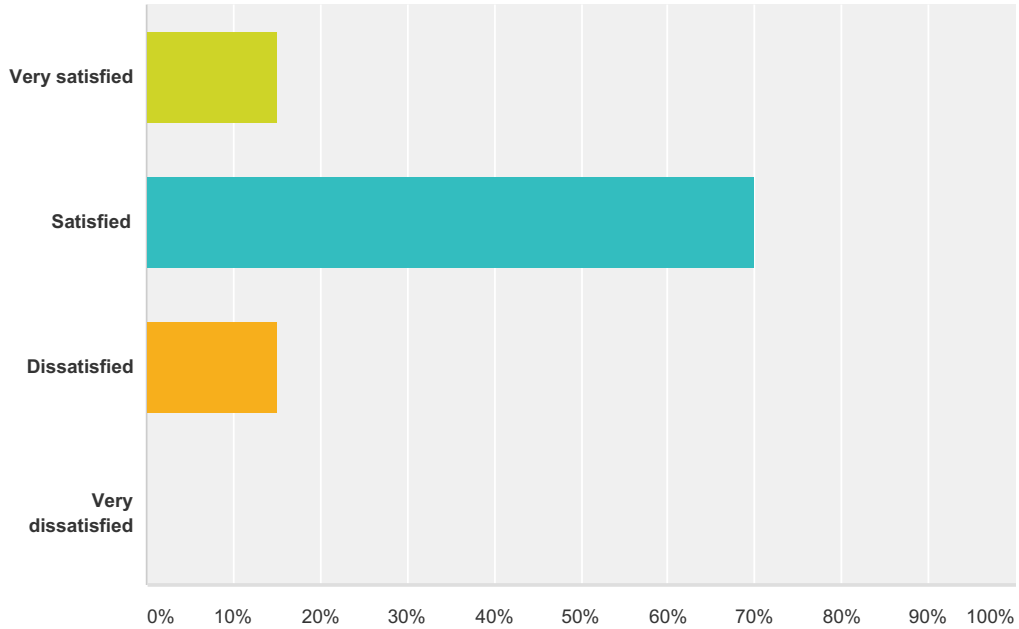


Answer Choices	Responses	Count
Very satisfied	30.00%	6
Satisfied	55.00%	11
Dissatisfied	15.00%	3
Very dissatisfied	0.00%	0
<b>Total</b>		<b>20</b>

Satisfied, or very satisfied: 85%

**Q8 How satisfied are you with progress, context and statistics raised in Appendices A, B and C:?**

Answered: 20 Skipped: 9



Answer Choices	Responses	Count
Very satisfied	15.00%	3
Satisfied	70.00%	14
Dissatisfied	15.00%	3
Very dissatisfied	0.00%	0
<b>Total</b>		<b>20</b>

Satisfied, or very satisfied: 85%



**Q9 Is there anything missing; do you have any other comments?**

Answered: 13 Skipped: 16

**Q10 If you would like a response to your comments, please give us your details:**

Answered: 6 Skipped: 23

Answer Choices	Responses
Email:	100.00% 6
Name:	100.00% 6
Organisation:	100.00% 6